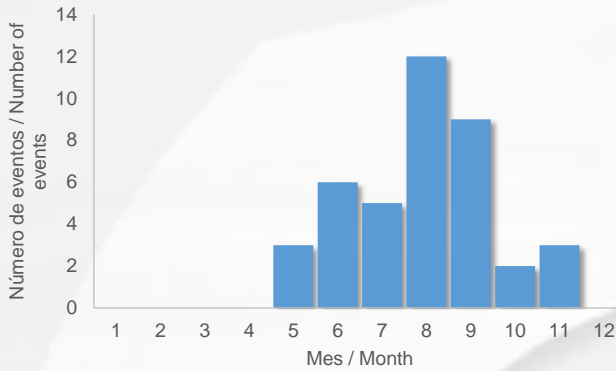


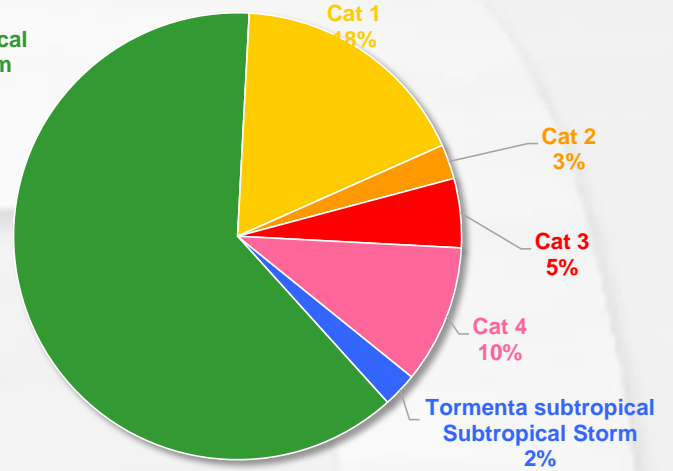
Ciclones tropicales en América

2021

Tropical cyclones in America

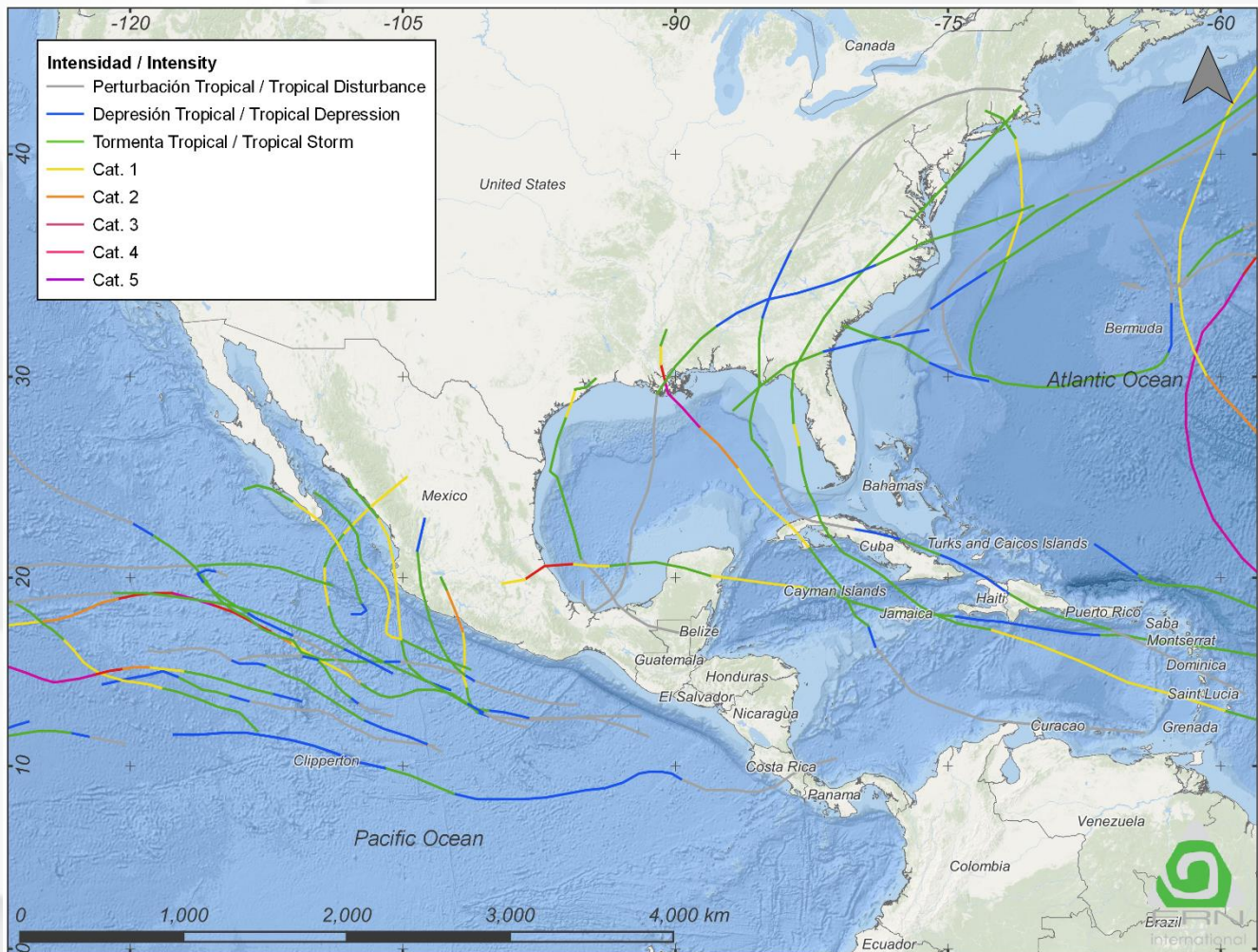


Tormenta tropical
Tropical Storm
62%



Estadísticos – Ciclones tropicales con nombre /
Statistics – Tropical cyclones named

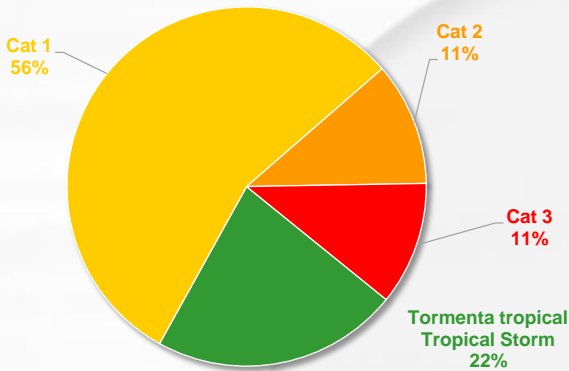
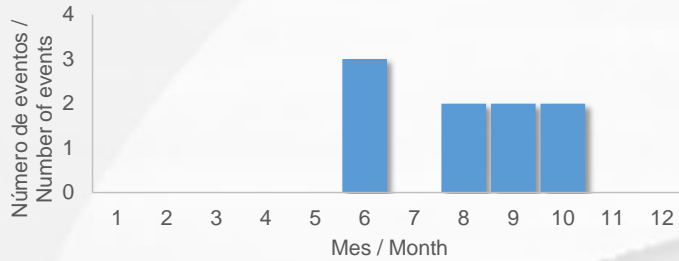
Atlántico		Pacífico	
Promedio histórico / Historical average	2021	Promedio histórico / Historical average	2021
14	21	15	19



Ciclones tropicales en México

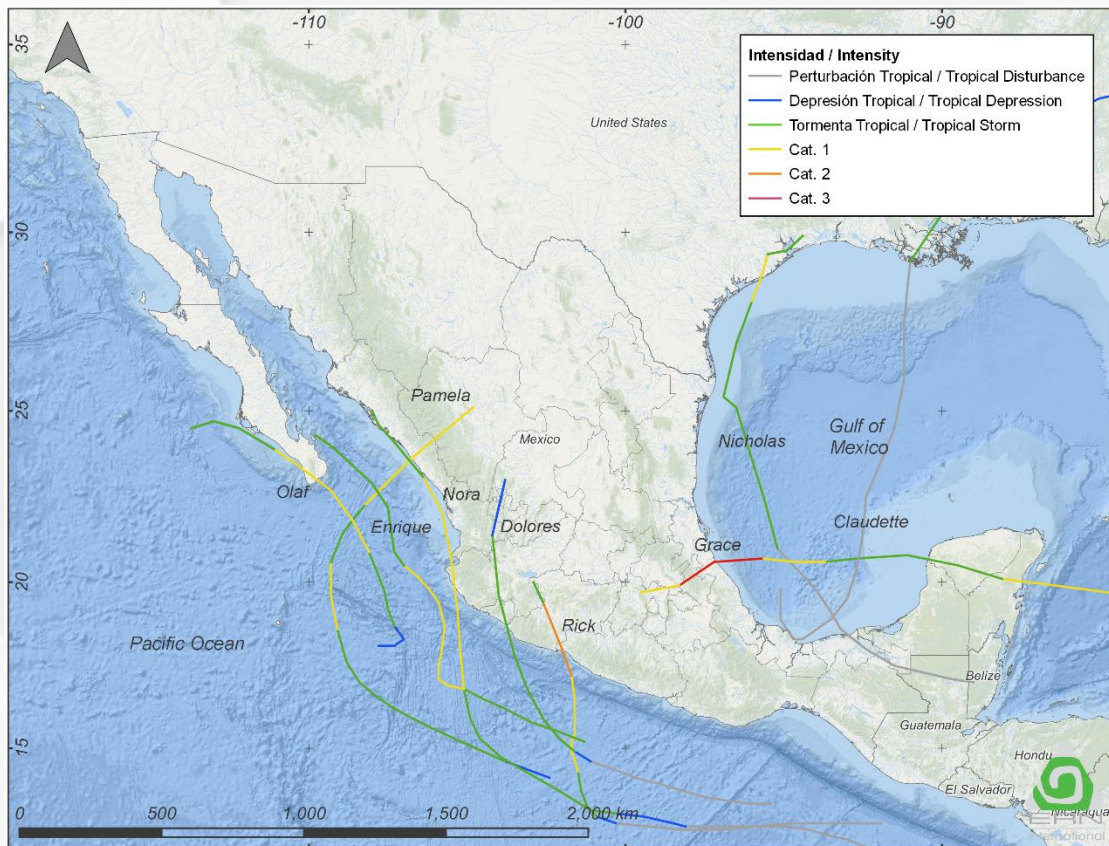
2021

Tropical cyclones in Mexico



Pérdida esperada / Estimated loss Software R-PLUS®

Evento / Event	Estado / State	% Respecto al estado / State's percentage
Enrique	Colima	0.0953 %
Enrique	Baja California Sur	0.0342 %
Enrique	Nayarit	0.0302 %
Grace	Tlaxcala	1.0867 %
Grace	Yucatán	0.8672 %
Grace	Veracruz	0.7340 %
Nora	Sinaloa	0.6523 %
Nora	Nayarit	0.6395 %
Nora	Colima	0.3939 %
Olaf	Baja California Sur	0.9392 %
Olaf	Sinaloa	0.0027 %
Olaf	Nayarit	0.0006 %
Pamela	Sinaloa	0.4001 %
Pamela	Durango	0.1651 %
Pamela	Nayarit	0.0659 %



Elaboró / Elaborated by:
Edgar Eduardo López L. (edgar.eduardo@ern.com.mx)

Referencias:
National Hurricane Center <https://www.nhc.noaa.gov/index.shtml>
Servicio Meteorológico Nacional <https://smn.conagua.gob.mx/es/>